

Notes:



User profile settings

User rights, password changing
and reset the user profile

User management

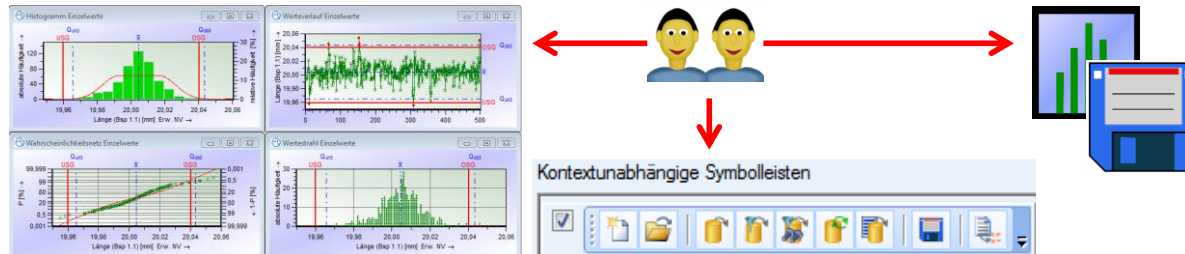
- [Basics](#)
- [How to find out own User rights](#)
- [Configure the User profile](#)
- [Reset user profile](#)
- [Setting the software paths](#)

Notes:

Notes:

Basics

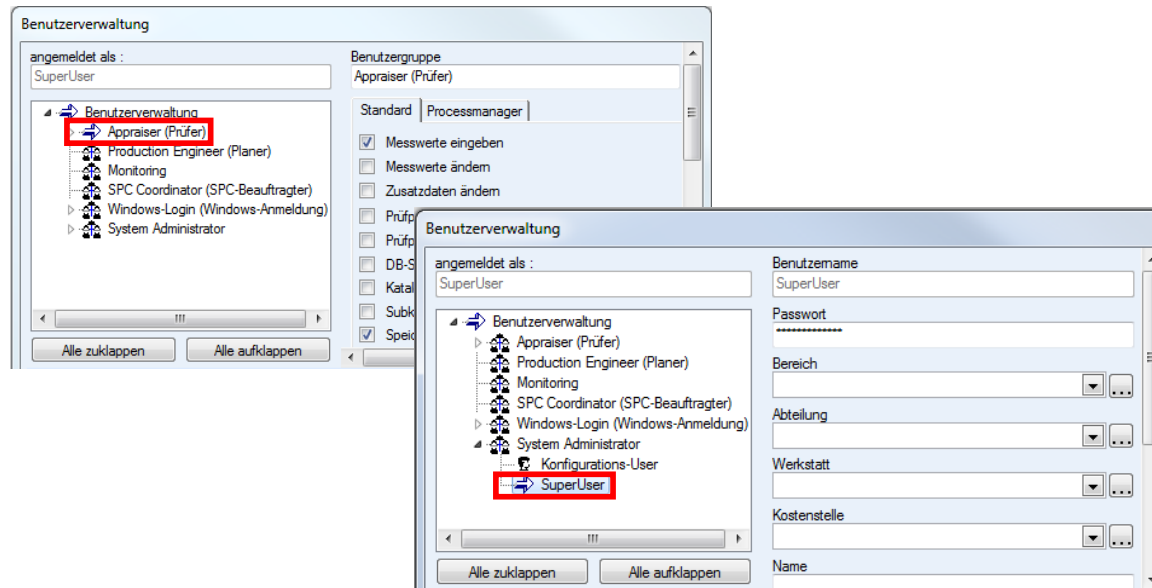
- Each user has own settings
- Each user is a member of a usergroup
- Userrights can be granted based on the usergroup
- Some examples which settings are stored to the user settings:
 - Graphical settings
 - Window lists
 - Icon bars
 - Database settings
 - ...



Overview user rights

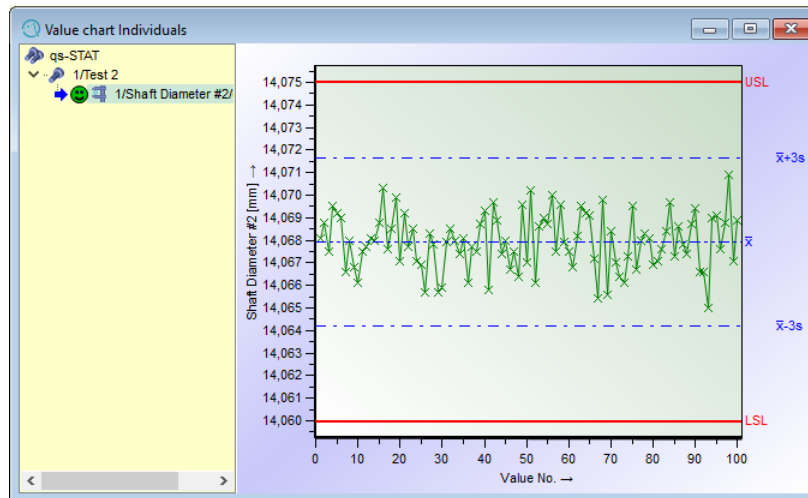
- In | File | Configurations | User Management the rights are listed for the user group
- Profile settings like password and real name (for reports) can be adjusted there too

Notes:



Graphical settings

- Each graphical setting can be made permanent by clicking on „Save settings“
- Standard settings are not used anymore

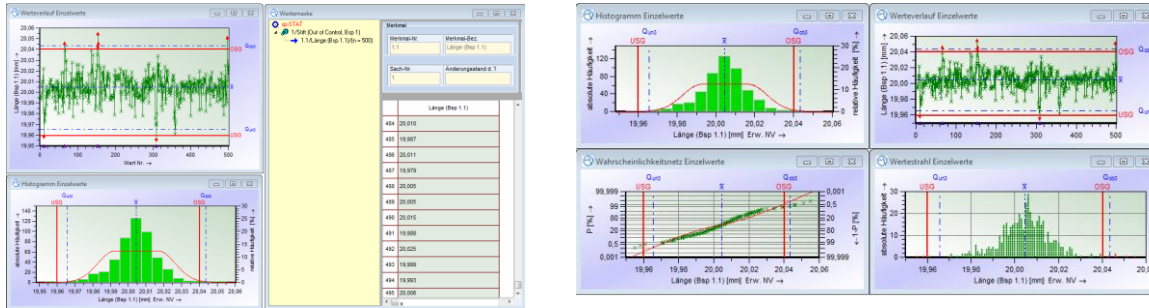
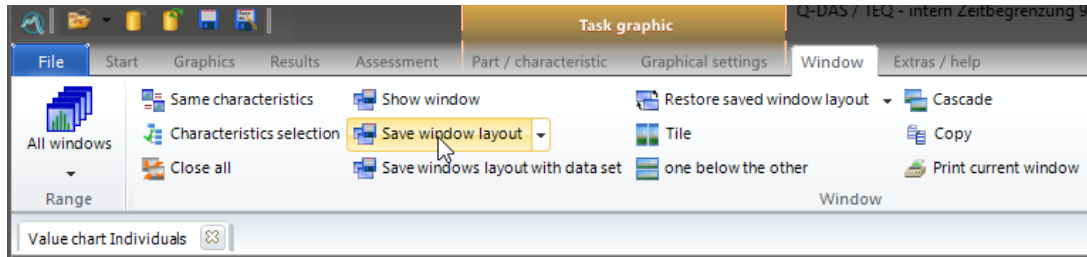


Notes:

Window layout

- Window layouts are changable by the users
- It is saved in | Window | save window layout
- They are depending on the module

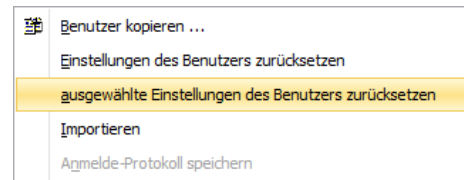
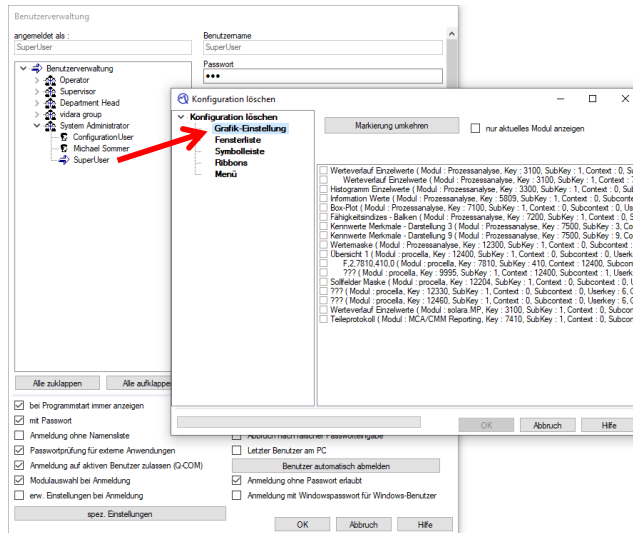
Notes:



Notes:

Reset profile settings

- In |File |Configuration | User Management the profile settings can be reset
- There are settings like path or internal system settings which can not be reset here!



Path adjustment

- Path settings are changed in |File|Configuration|Paths
- The paths are computer settings and different computers can (even with the same user) different paths
- To set different paths for all users they have to be changed before rollout by the administrator

Notes:

